



Water for Texas 2022 State Water Plan: *Amendment No.1*

The following changes are made to the 2022 State Water Plan as a result of a major amendment to the 2021 Region M Regional Water Plan (RWP).

This state water plan amendment adds three recommended water management strategies and associated projects to capture tailwaters and precipitation runoff for beneficial use sponsored by the Hidalgo County Drainage District No. 1. The amendment adds \$168,333,000 in capital costs to the 2021 Region M RWP. Strategy supply, ranging from approximately 28,800 acre-feet per year in 2030 to 38,000 acre-feet per year in 2070 is left unallocated, and the amendment does not change recommended strategy supply totals.

To incorporate the amendment, the following specific changes are made to the 2022 State Water Plan:

Capital costs, projects sponsored by municipal water user groups and wholesale water providers and number of recommended water management strategy projects

Certain references to the total capital costs recommended in the plan change to add \$168,333,000 in capital costs associated with Region M. The total statewide capital cost (\$80 billion) remains unchanged. References to the specific project counts change to incorporate the three recommended water management strategy projects added by this amendment. Additionally, references to the total capital costs that are associated with recommended water management strategy projects sponsored by municipal water user groups and wholesale water providers that provide water to municipal water users are also adjusted to account for the increase in capital costs. This changes Table 7-2; and Figure 9-1 and Figure 9-2. Updated values are highlighted in the figures and table below.

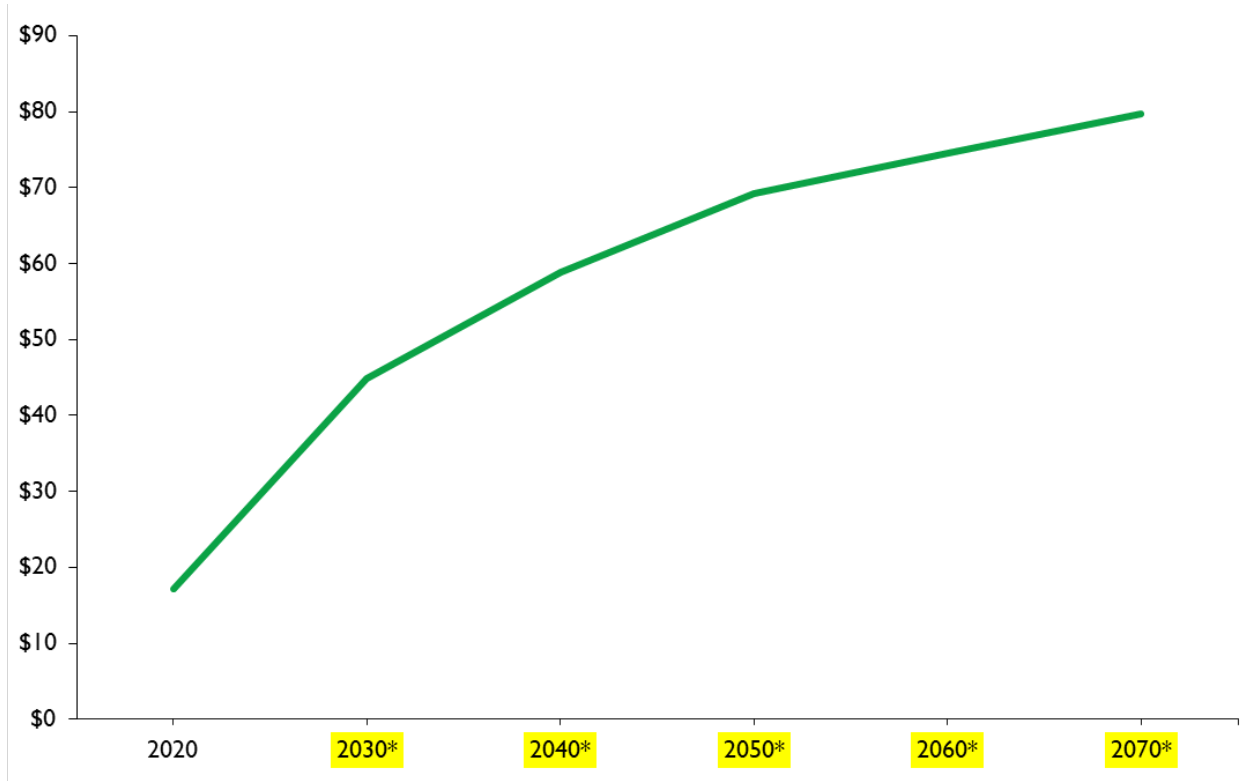
Table 7-2. Capital costs, by required online decade, of all recommended water management strategy projects by region (million dollars)

Region	2020	2030	2040	2050	2060	2070	Total capital cost^a	Number of projects^b
A	\$308	\$584	\$88	\$49	\$5	\$113	\$1,147	65
B	\$212	\$1	\$443	\$0	\$0	\$0	\$656	20
C	\$4,363	\$5,482	\$4,796	\$7,437	\$4,061	\$3,793	\$29,932	506
D	\$157	\$295	\$39	\$118	\$31	\$90	\$730	103
E	\$371	\$243	\$569	\$320	\$0	\$0	\$1,503	39
F	\$439	\$954	\$66	\$171	\$6	\$0	\$1,636	111
G	\$2,169	\$2,377	\$426	\$496	\$5	\$13	\$5,486	221
H	\$4,124	\$9,166	\$4,125	\$1,279	\$907	\$451	\$20,052	818
I	\$871	\$1,466	\$726	\$11	\$31	\$6	\$3,111	59
J	\$70	\$150	\$0	\$0	\$0	\$0	\$220	45
K	\$1,539	\$1,484	\$873	\$173	\$15	\$510	\$4,594	162
L	\$1,176	\$1,592	\$1,019	\$132	\$203	\$0	\$4,122	57
M	\$1,033	\$511	\$206	\$188	\$39	\$25	\$2,002	134
N	\$166	\$3,110	\$0	\$0	\$0	\$0	\$3,276	64
O	\$184	\$118	\$275	\$1	\$104	\$126	\$808	26
P	\$26	\$56	\$340	\$0	\$0	\$0	\$422	12
Texas	\$17,208	\$27,589	\$13,991	\$10,375	\$5,407	\$5,127	\$79,697	2,442

^a Capital costs represent approximations based on anticipated online dates. Projects with capital costs that would occur over multiple decades are reported as a single, total capital cost in the project's online decade and may therefore differ from those presented in the regional water plans.

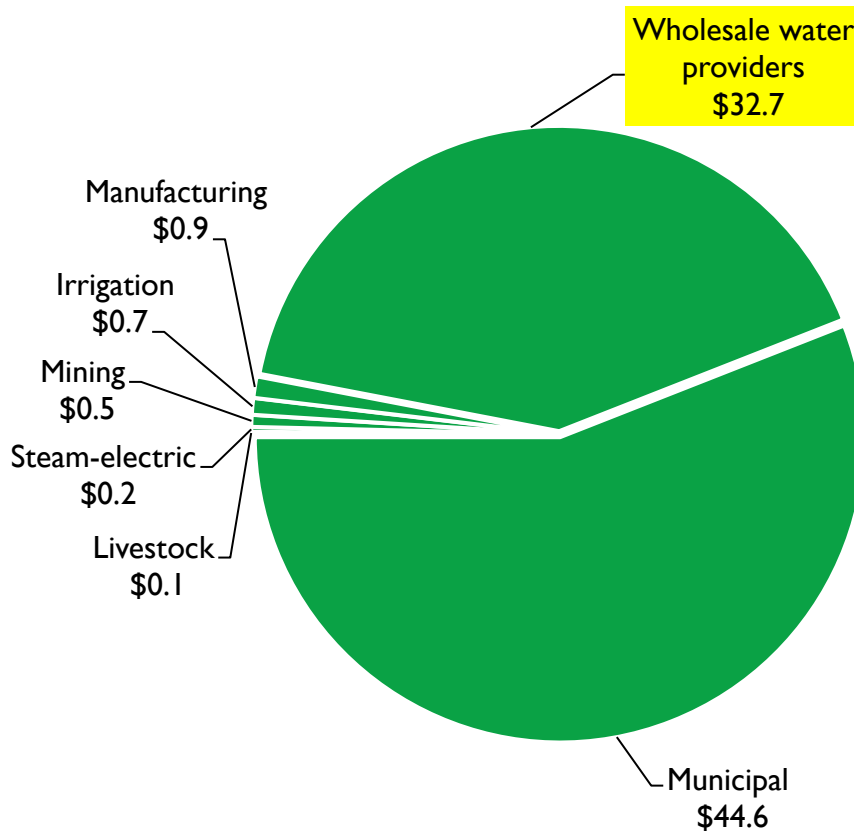
^b Some projects are associated with multiple sponsors.

Figure 9-1. Total capital costs, by required online decade, of all recommended water management strategy projects (in billions)



* Cumulative total capital costs are increased to \$44.8 billion in 2030, \$58.8 billion in 2040, \$69.2 billion in 2050, \$74.6 billion in 2060, and \$79.7 billion in 2070.

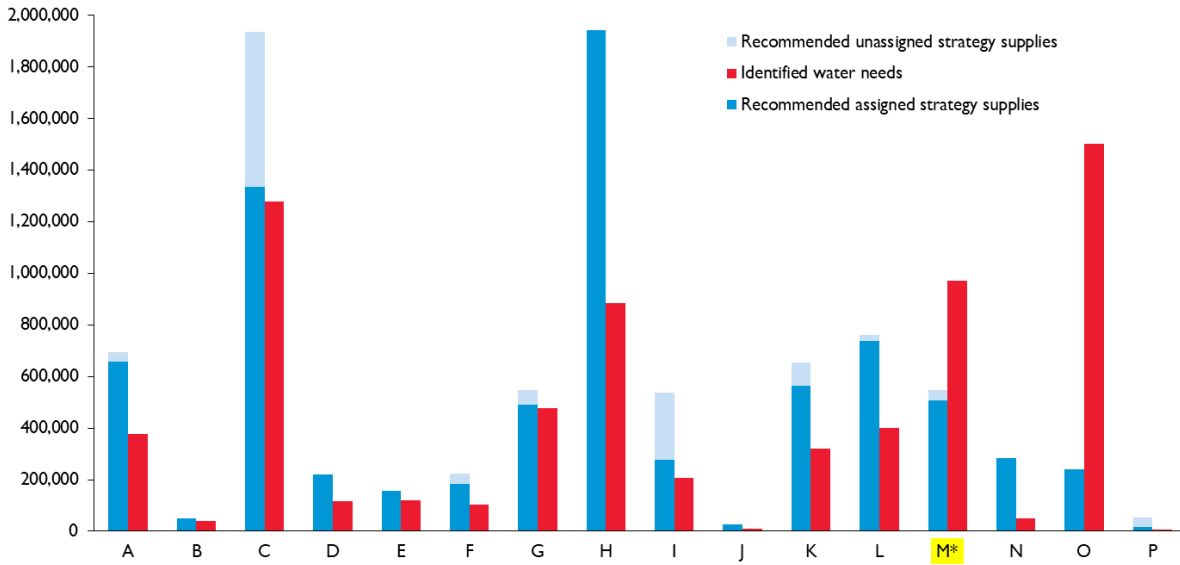
Figure 9-2. Total capital costs of all recommended water management strategy projects by wholesale water providers and water user group sponsor type (in billions)




Unassigned water management strategy volumes and unassigned water management strategy projects

References to unassigned strategy supply and share of total strategy supply in 2070 are adjusted to account for the increase in approximately 38,000 acre-feet per year of unassigned 2070 strategy supplies in Region M. The statewide total of unassigned 2070 strategy supplies is increased to 1.2 million acre-feet per year. Additionally, references to the number of unassigned water management strategy projects are increased to 25. This changes text on page 110 and Figure 7-6. Updated values are highlighted in the figure below.

Figure 7-6. Recommended assigned and unassigned strategy supplies and needs by region in 2070 (acre-feet)



* Region M recommended unassigned strategy supplies is increased to a total of 38,391 acre-feet per year in 2070.



2022 State Water Plan: Amendment No. 1

The following changes are made to the 2022 State Water Plan as a result of a major amendment to the 2021 Region M Regional Water Plan. This amendment was approved by the Texas Water Development Board on January 19, 2023.

REVISIONS TO THE LIST OF RECOMMENDED WATER MANAGEMENT STRATEGY PROJECTS

Project sponsor region	Project	Online decade	Project sponsors	Capital cost	Project related water management strategy types
M	Delta Panchita Reservoir	2030	Hidalgo County Drainage District I	\$61,911,000	Other surface water
M	Santa Cruz Reservoir	2040	Hidalgo County Drainage District I	\$82,788,000	Other surface water
M	Engleman Reservoir	2050	Hidalgo County Drainage District I	\$23,634,000	Other surface water