







EXPLANATION

Total dissolved solids  
in mg/L or ppm

-  < 500
-  500—1000
-  1000—3000
-  3000—10,000
-  > 10,000



Aquifer outcrop



Modified from:  
Core Laboratories, Inc., 1972; Klemt, W. B., Perkins, R. D.,  
and Alvarez, H. J., 1975; and Nordstrom, P. L., 1982.

Figure 17  
Existing Ground-Water Quality in the Woodbine Aquifer  
(Based on Total Dissolved Solids Content)